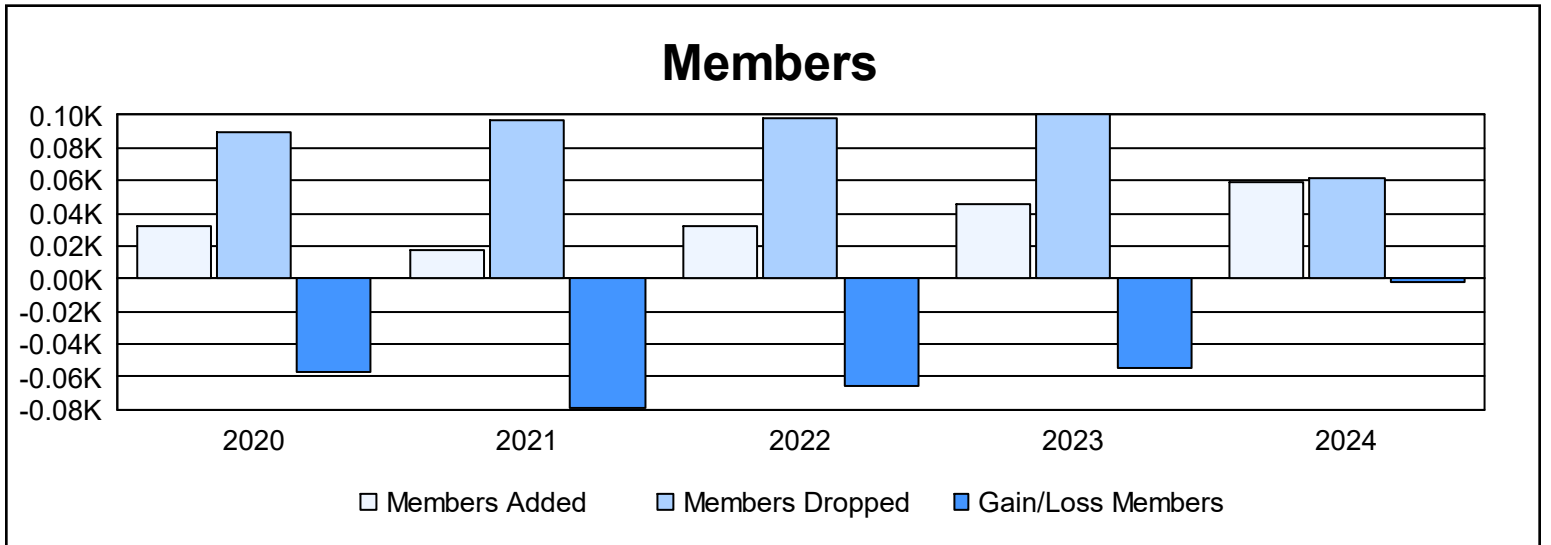
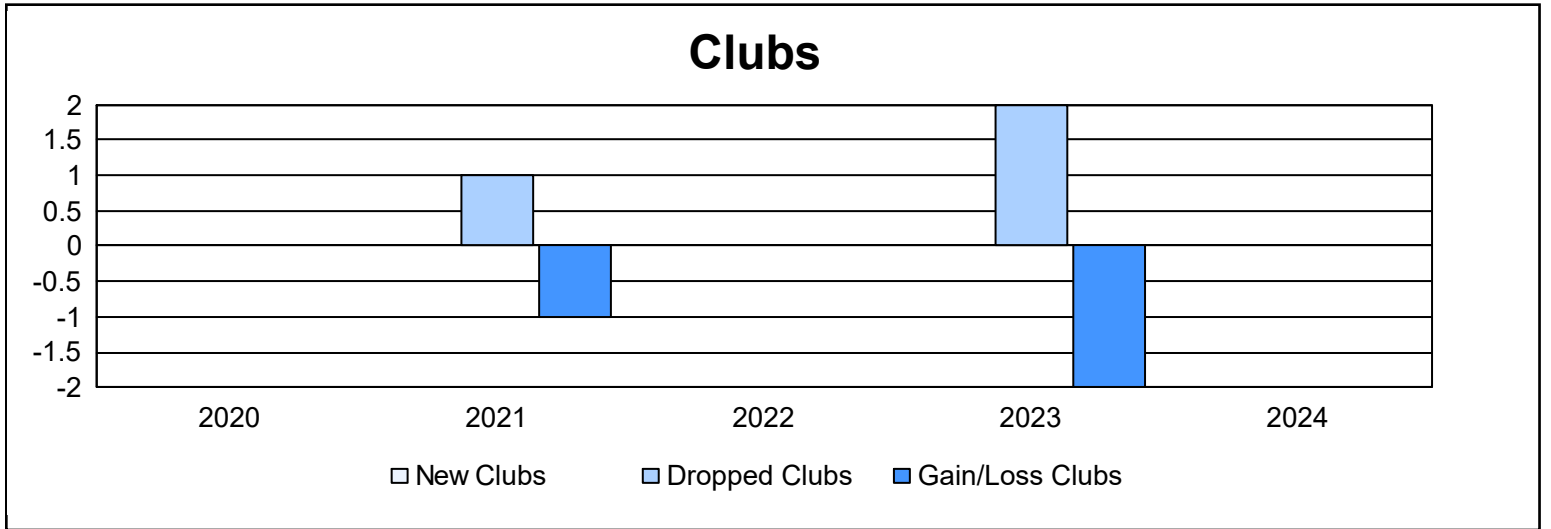
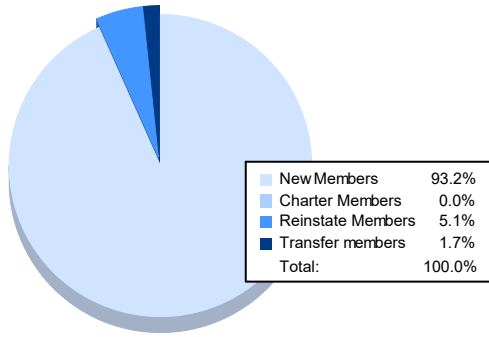


Year	New Clubs	Dropped Clubs	Gain/ Loss Clubs	New Members	Charter Members	Reinstate Members	Transfer Members	Total Member Added	Total Members Dropped	Gain/ Loss Members
2019-2020	0	0	0	25	0	5	2	32	89	-57
2020-2021	0	1	-1	16	0	2	0	18	97	-79
2021-2022	0	0	0	27	0	3	2	32	98	-66
2022-2023	0	2	-2	43	0	1	1	45	100	-55
2023-2024	0	0	0	55	0	3	1	59	61	-2
<b>Average</b>	<b>0</b>	<b>1</b>	<b>-1</b>	<b>33</b>	<b>0</b>	<b>3</b>	<b>1</b>	<b>37</b>	<b>89</b>	<b>-52</b>



### Membership Composition June 2024 Cumulative



### Gender Composition June 2024 Cumulative

